


Worksheet 1 – What did you see?



two red pencils



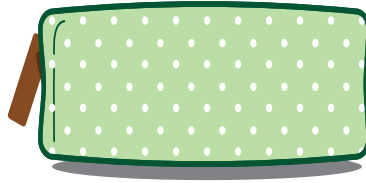
a small book




three green pens



a rubber




a pencil case




paper



two red pens



three green pencils



four folders



a purple crayon



blue paint



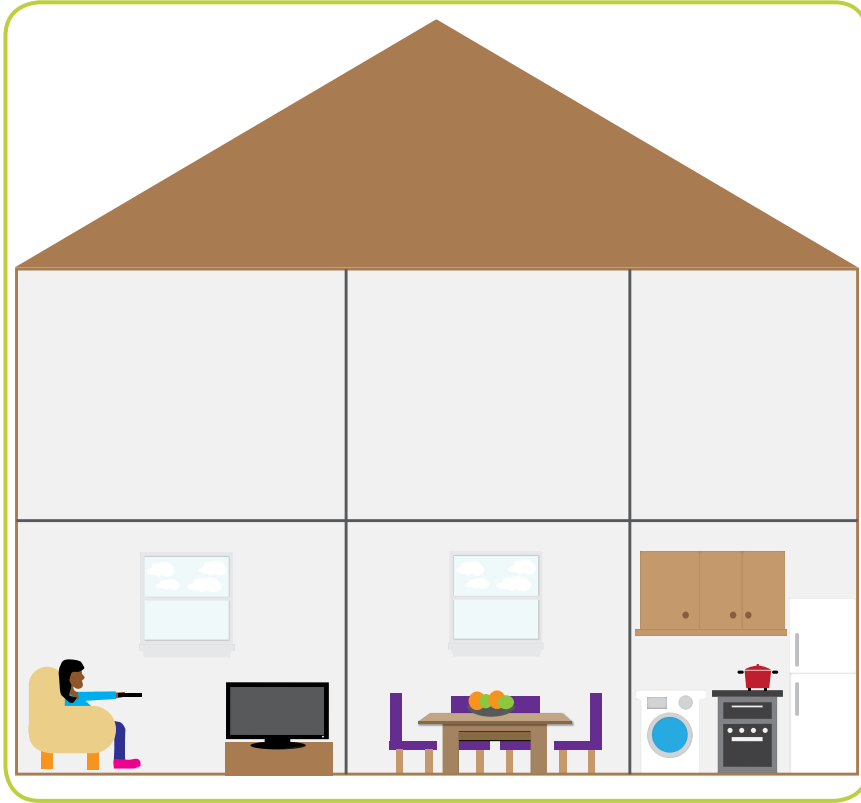
a blue pen

Worksheet 2 – Example animal vocabulary

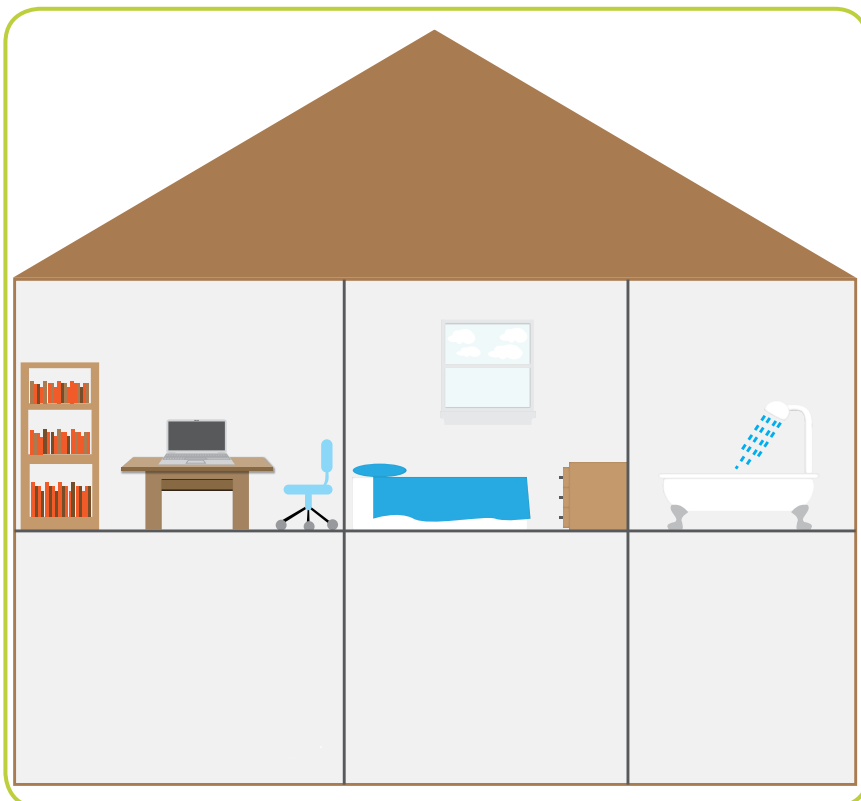
| | | | | |
|---|---|---|---|---|
| <p>TRINITY COLLEGE LONDON</p>  | <p>TRINITY COLLEGE LONDON</p>  | <p>TRINITY COLLEGE LONDON</p>  | <p>TRINITY COLLEGE LONDON</p>  | <p>TRINITY COLLEGE LONDON</p>  |
| <p>TRINITY COLLEGE LONDON</p>  | <p>TRINITY COLLEGE LONDON</p>  | <p>TRINITY COLLEGE LONDON</p>  | <p>TRINITY COLLEGE LONDON</p>  | <p>TRINITY COLLEGE LONDON</p>  |
| <p>TRINITY COLLEGE LONDON</p>  | <p>TRINITY COLLEGE LONDON</p>  | <p>TRINITY COLLEGE LONDON</p>  | <p>TRINITY COLLEGE LONDON</p>  | <p>TRINITY COLLEGE LONDON</p>  |

Worksheet 2 – Describe a house

A – Describe a house



B – Describe a house



Preparation Activities – GESE Grade 2

See page 6 for information on the language requirements for GESE Grade 2.


Practice 1 – Things in your home

- possessions, rooms, furniture and household objects
- *in, on, under, between, next to*
- *there is/there are*
- *mine, yours, his, hers, theirs*

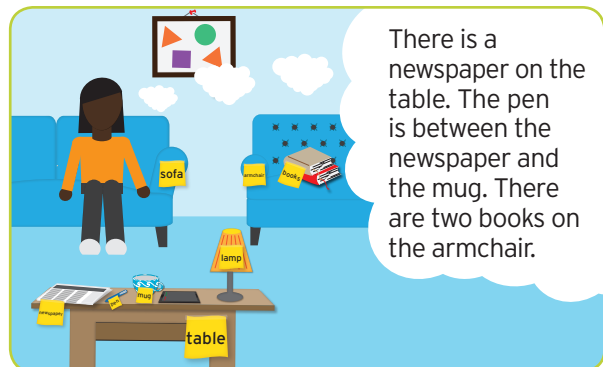
1. Put labels on things in your home (kitchen, chair, kettle, table...).



2. Cover the labels. Try to remember the words.



3. Where are the things in the room?



- Where do you live?
- What's your favourite room? Describe it.
- Who do you live with?
- What things are yours? What things belong to other people? For example: *'The mobile phone is mine.'* *'Those colouring books are theirs.'* *'The laptop is his.'*

Practice 2 – Words

- possessions, rooms, furniture and household objects
- *there is/are, has/have got*
- *in, on, under, between, next to*

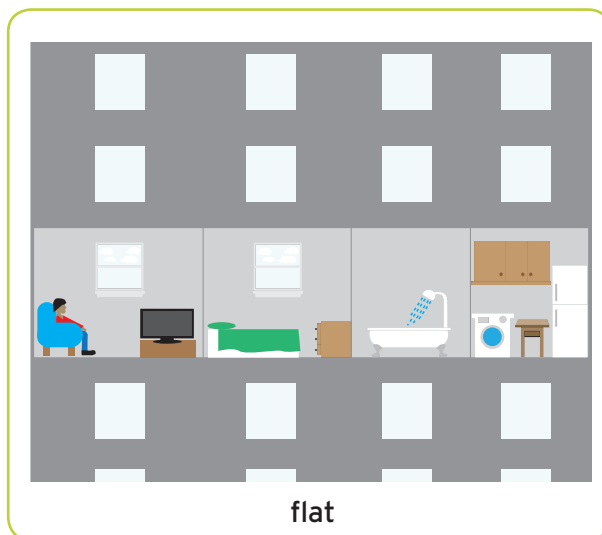
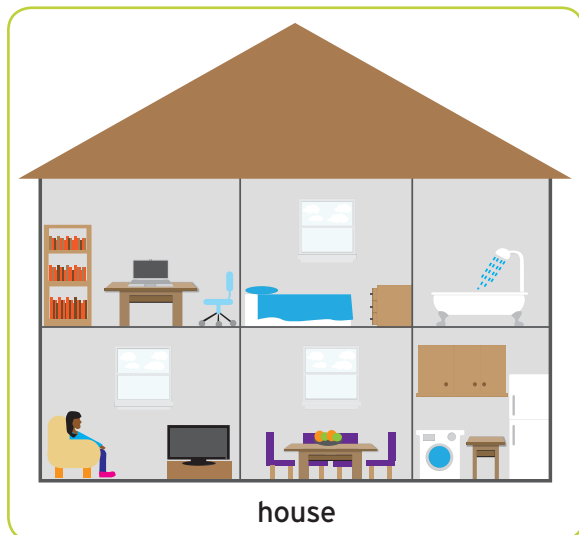
1. Add more words.

| | | | | | | | | | | | | | | | | | | |
|--|--|--|--|--|--|--|---|---|---|---|---|---|---|---|--|--|--|--|
| | | | | | | | | | | | | | | | | | | |
| | | | | | | | | | | | | | | | | | | |
| | | | | | | | | | | | | | | | | | | |
| | | | | | | | w | a | r | d | r | o | b | e | | | | |
| | | | | | | | | | | | | | a | | | | | |
| | | | | | | | | | | | | | t | | | | | |
| | | | | | | | | | | | | | h | | | | | |
| | | | | | | | | | | | | | r | | | | | |
| | | | | | | | | | | | | | o | | | | | |
| | | | | | | | | | | | | | o | | | | | |
| | | | | | | | | | | | | | m | | | | | |
| | | | | | | | | | | | | | | | | | | |
| | | | | | | | | | | | | | | | | | | |
| | | | | | | | | | | | | | | | | | | |
| | | | | | | | | | | | | | | | | | | |
| | | | | | | | | | | | | | | | | | | |
| | | | | | | | | | | | | | | | | | | |

2. Look at your words and talk about them. For example: *'I've got a wardrobe in my bedroom and it's white. I've got a small bathroom. In the bathroom is a shower and a wash basin.'*

Practice 3 – Rooms in your home

- possessions, rooms, furniture and household objects
- *my, your, his, her, its, their*
- *there is/are, has/have got*
- *in, on, under, between, next to*




- Do you live in a house or a flat?
- Name the rooms in the pictures. For example: **living room, kitchen, bedroom**
- Describe the rooms. For example: **'In the kitchen there's a fridge and next to the fridge is a table. The fridge is white and the table is brown.'**
- Go into the rooms in your home. Describe what you see.
- What's your favourite room? Think about: the colour, the furniture and the objects in your favourite room.
- Describe your favourite room to someone.



Practice 4 – Describe pictures

- words to talk about people and things
- *there is/are, has/have got*
- *in, on, under, between, next to*

1. Take some photos with your mobile phone.



2. Look at your photos. Describe them.



There's a tall man in a blue jacket next to a car. He's got brown hair. There are four cars.



There are two people on a seat. The man has got a newspaper. There are trees and flowers.

3. Look at your photos. Answer questions about them.



Practice 5 – Words you hear

- days and months
- new words
- numbers 1-50

1. Write today's day and month in a book.
2. Write the new words you hear and see today.
3. Learn the words.



4. Do this every day.
 5. Count how many words you learn every day. **1, 2, 3, 4, 5, 6...**
 6. Count how many words you learn every week. **38, 39, 40, 41...**
 7. Say the days of the week: '**Monday, Tuesday, Wednesday, Thursday, Friday, Saturday, Sunday.**'
 8. Say the months of the year: '**January, February, March, April, May, June, July, August, September, October, November, December.**'
- When is your birthday?
 - What is the month now?
 - What's your favourite month?

Language requirements

Language functions

- ▶ Indicating the position of people and objects
- ▶ Describing people, animals, objects and places very simply
- ▶ Stating simple facts
- ▶ Informing about possessions
- ▶ Asking very simple questions about personal details

Grammar

The candidate is expected to demonstrate the ability to **understand**:

- ▶ Present simple tense questions
- ▶ Question words *who? when?*
- ▶ Present continuous tense questions
- ▶ Determiners *some, any*

The candidate is expected to demonstrate the ability to **understand and use**:

- ▶ Present simple tense
- ▶ *There is/are* and *has/have got/have you got? Do you have?*
- ▶ Question words *where? how?*
- ▶ Prepositions of place *in, on, under, between, next to*
- ▶ Determiners *their, its*
- ▶ Possessive pronouns *mine, yours, his, hers*
- ▶ Yes/no answers to present continuous tense questions

You can also find this information on page 17 of the Exam Information booklet at www.trinitycollege.com/GESEexaminformation

Preparation Activities – GESE Grade 3

See page 6 for information on the language requirements and communicative skills for GESE Grade 3.

Practise 1 – Weekly diary

- Describing daily routines and times
- Times and dates
- Describing states in the past
- Past tense of the verb *to be*
- Places in the local area
- Place of study

Fill in the chart on page two at the end of the day:

1. Write the date.
2. Write three different times of day.
3. Write the weather – use a whole sentence.
4. Write where you were.

At the end of the week, read your diary aloud.

Example:

| Date | Time | Weather | Where were you? |
|---------------------|------------------|----------------|--------------------|
| Monday | In the morning | It was cloudy. | I was at work. |
| The third of April | In the afternoon | It was sunny. | I was at school. |
| | At 8 o'clock | | I was in the gym. |
| Tuesday | In the morning | It was cold. | I was at work. |
| The fourth of April | At 4 o'clock | It was rainy. | |
| | In the evening | | I was in Brighton. |

| Date | Time | Weather | Where were you? |
|---|--|----------------------------------|-------------------|
| Monday The of | In the In the At | It was It was | I was at/in |
| Tuesday The of | In the In the At | It was It was | I was at/in |
| Wednesday The | In In At | It was It | I was |
| Thursday | In In At | It It | I |
| Friday | | | |
| Saturday | | | |
| Sunday | | | |

Practise 2 – Daily routines and free time

- Describing daily routines and times
- Asking simple questions about everyday life
- Home life
- Free time
- Times and dates
- Link words *and*, *and then*

1. Which of the activities below do you do?
2. When do you do them? Put the activities in time order for you by writing a number by each activity.
3. Write the time that you do the activity.
4. Say whole sentences about the activities. Give more information. For example: *'I get up at 7 o'clock and then have a shower. On Saturdays, I meet my friends and we play football in the park.'*
5. Write six questions to ask a friend. For example: *'What time do you get up?'*, *'And then what do you do?'*, *'What do you do in your free time?'*
6. Ask your friend about their routine. Is it similar to yours?



Practise 3 – My photos

- Describing current activities of real people or those in pictures
- Asking simple questions about everyday life
- Present continuous tense
- Prepositions of movement *from, to, up, down, along, across*

1. Take one photograph a day for a week using your mobile phone or camera.
2. At the end of the week, look at your photographs and answer these questions:
 - ▶ What time was it?
 - ▶ Where were you?
 - ▶ What is happening in the photograph?
 - ▶ What are the people doing?
3. Show a friend your photos and describe them.
4. Ask your friend to show you some photos – ask them about the pictures.



Practise 4 – My friends and family

1. Think of five people you know with different jobs
2. Where do they work?
3. Where do you think they are at this exact moment?
4. What do you think they are doing right now?

Make notes like this example:

| | | | | | |
|----|--------------------|------------------------------|------------------|---------------------------------------|-------------------------|
| 1. | My brother (nurse) | My neighbour (office worker) | My son (cleaner) | My friend David (computer programmer) | My friend Marisa (chef) |
| 2. | In the hospital | In an office | In a hotel | In an office | In a restaurant |
| 3. | At home | At work | At home | At work | At work |
| 4. | He's sleeping | He's doing his job | He's resting | He's having his lunch | She's cooking |

Practise 5 – Directions

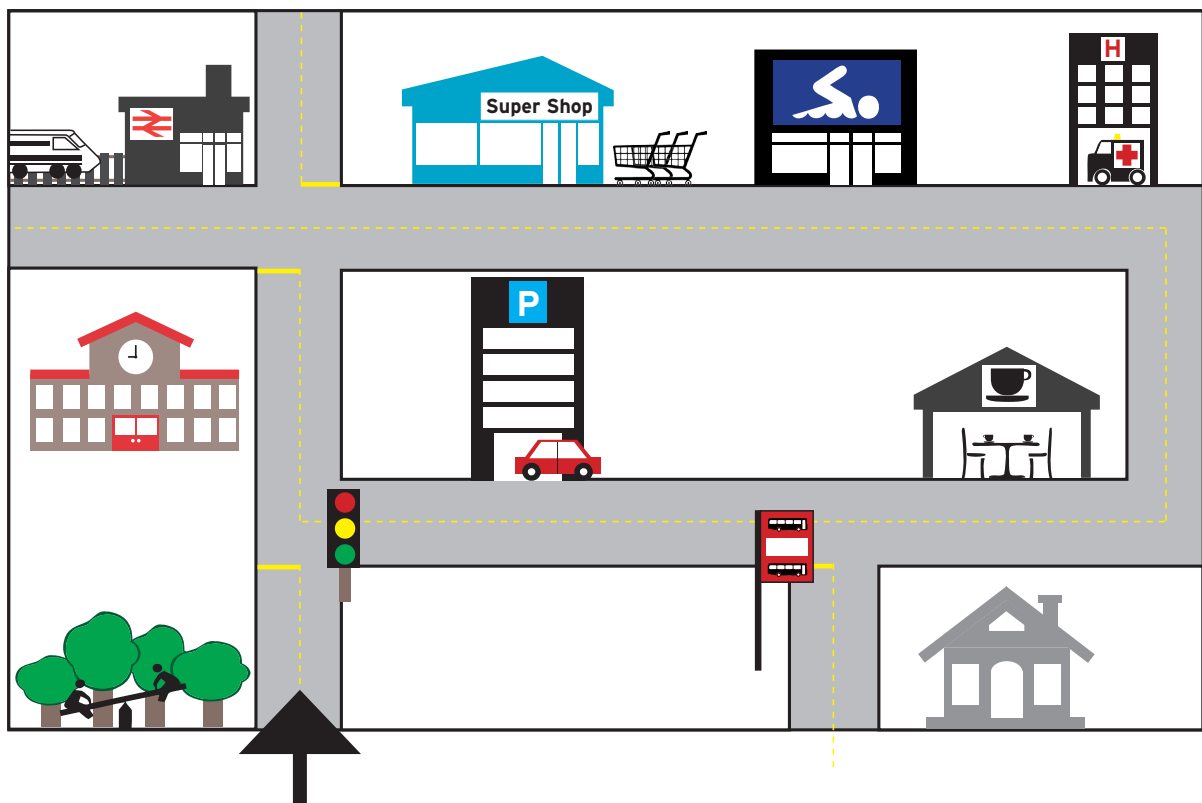
1. Add the place names in the box to the map below

| | | | | |
|----------|---------------|----------|---------------|-------------|
| School | Swimming pool | Café | Park | House |
| Bus stop | Car park | Hospital | Train station | Supermarket |

2. Choose three places and describe where they are, for example: *'The café is next to the car park and opposite the house.'*

3. Imagine you are at the arrow below. How do you get to your three places? For example: *'Go straight until you reach the traffic lights, then turn right and go past the car park. It's on the left.'*

4. Draw a similar map for your local town. Repeat steps 1-3.



Language requirements

Language functions

- ▶ Describing daily routines and times
- ▶ Giving dates
- ▶ Expressing ability and inability
- ▶ Giving very simple directions and locations
- ▶ Describing current activities of real people or those in pictures
- ▶ Describing states in the past
- ▶ Asking simple questions about everyday life

Grammar

- ▶ Present continuous tense
- ▶ *Can* and *can't*
- ▶ Prepositions of movement *from, to, up, down, along, across*
- ▶ Prepositions of time *on, in, at*
- ▶ Prepositions of place *near, in front of, behind, opposite*
- ▶ Past tense of the verb *to be*
- ▶ Link words *and, and then*

Lexis

- ▶ Jobs
- ▶ Places in the local area
- ▶ Place of study
- ▶ Home life
- ▶ Weather
- ▶ Free time
- ▶ Times and dates
- ▶ Ordinal numbers up to 31st for dates
- ▶ Words and phrases relating to the language functions listed above

Communicative skills

- ▶ Show understanding by responding appropriately to simple questions and requests
- ▶ Use basic sentence patterns and phrases to communicate limited information related to simple everyday situations
- ▶ Exchange basic information about everyday life and activities by asking and answering simple questions
- ▶ Link groups of words in a very simple way using *and, and then*

You can also find this information on page 19 of the Exam Information booklet at www.trinitycollege.com/GESEexaminformation

Preparation Activities – GESE Grade 5

Here are some activities to help you to practise the language functions and types of grammar you need to use in the exam.

Language requirements

Language functions

- ▶ Talking about the future – informing and predicting
- ▶ Expressing preferences
- ▶ Talking about events in the indefinite and recent past
- ▶ Giving reasons
- ▶ Stating the duration of events
- ▶ Quantifying

Grammar

- ▶ Present perfect tense including use with *for, since, ever, never, just*
- ▶ Connecting clauses using *because*
- ▶ *Will* referring to the future for informing and predicting
- ▶ Adjectives and adverbials of quantity, for example: *a lot (of), not very much, many*
- ▶ Expressions of preference, for example: *I prefer, I'd rather*

You can also find this information on page 27 of the Exam Information booklet at www.trinitycollege.com/GESEexaminformation

Practise

- present perfect (for example: *has/have been, has/have taken*)
- past simple (for example: *went, took*)
- future using *will*

Your diary

Day one

At the end of the day:

- ▶ write five things you've done (present perfect).

For example:

- ▶ I've washed the dishes.
- ▶ I've watched the news on TV.
- ▶ I've made 10 phone calls.

Day two

As above:

- write five things you've done today.

Now:

- write five things you did yesterday – on day one (past simple).

For example: **Yesterday I washed the dishes. I watched the news on TV. I made 10 phone calls.**

Day three

As above:

- write five things you've done today (present perfect)
- write five things you did yesterday (past simple).

Now:

- write five things you think you'll do tomorrow (future using *will*).

For example: **Tomorrow I'll pay my electricity bill. I'll go shopping at the supermarket.**

Day four

- Write five things you've done or haven't done today (present perfect).
- Write five things you did yesterday (past simple).
- Write five things you'll do tomorrow (future with *will*).

For example: **Today I haven't paid my electricity bill. I've been to the supermarket.**

Day five/six/seven

Try to do this exercise for a week.

Practise

- present perfect (for example: *has/have moved, has/have changed*)
 - past simple (for example: *was/were, put*)
 - a lot (of), not very much/many*
-

Spot the difference

You can do this in any room.

- Ask someone (a friend, a family member) to move or change 10 objects in the room while you wait outside.
- When you come back in, try to find the differences.

For example:

- '**You've moved the armchair.**' (present perfect) '**It was next to the window.**' (past simple)
- '**You've switched on the lamp.**'

Were there a lot of changes? How many?

Practise

- preferences (for example: *I prefer, I'd rather*)

- ▶ Write down pairs of words. For example: jogging/swimming, potatoes/rice, films/documentaries, TV/cinema, classical music/pop music.
- ▶ Decide which one you prefer: For example: I prefer jogging to swimming.
- ▶ Ask a friend: '*Which do you prefer?*'
- ▶ During the day think about things you see and hear – compare them. For example: I prefer blue to green. I prefer mornings to evenings. I prefer having a shower to having a bath. I'd rather go to the park than go shopping.

Practise

- the duration of events (for example: *for, since*)
- giving reasons (*because*)

How long?

Complete the table below.

For example:

- ▶ I can hold my breath for one minute.
- ▶ I usually boil eggs for five minutes.
- ▶ I went to Scotland for a week.
- ▶ I'd love to go on holiday for a month.

| | |
|--|------------------|
| | for one minute |
| | for five minutes |
| | for 10 minutes |
| | for an hour |
| | for a week |
| | for a month |
| | for a year |
| | for 10 years |
| | for ever! |

Show a friend what you've written. Ask him or her to comment on it. For example:

- ▶ I don't like eggs very much. I'd put 'do the washing up' because that takes me about five minutes every morning.
- ▶ I've never been to Scotland but I'd like to go there.
- ▶ I'd like to go to the seaside for a week. I've wanted to do that since I was a child.

Practise

The subject areas for the Conversation Phase of GESE Grade 5 are:

- Festivals
 - Means of transport
 - Special occasions, for example: birthday celebrations
 - Entertainment, for example: cinema, television
 - Music
 - Recent personal experiences
-

Interview a friend

Choose one of the subjects and think of five questions to ask someone about it. Try to make your questions using these language items:

Question one (present perfect): **Have you** _____ ?

Question two: **Why** _____ ?

Question three: **Will** _____ ?

Question four: **How much/many/often** _____ ?

Question five: _____ **prefer** _____ ?

Now practise interviewing a friend or someone in your family. Think about all the subject areas and what you could say for each one.

Remember!

- ▶ The examiner will choose just two of the subject areas to talk to you about.
- ▶ The examiner isn't testing your knowledge of the subjects, just your language.